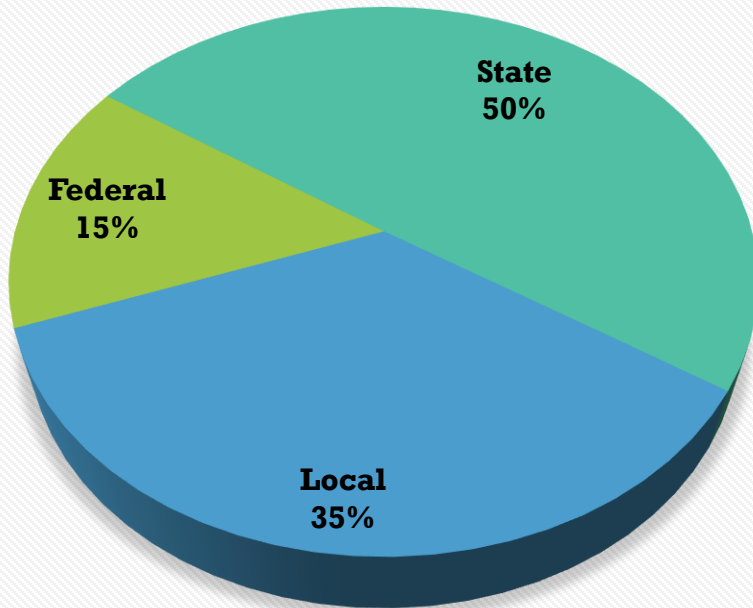




# 2016-17 Revenues

## Marion County Public Schools School District Funding & Budget

### All Funds & Sources



### WHERE DOES THE MONEY COME FROM?

#### FEDERAL

Federally Funded Grants and/or Entitlements, School Lunch Program

#### STATE

Florida Department of Education

#### LOCAL

Property Taxes, Adult Education Course Fees, After School Child Care

### Funding Facts

- State funding formula established in 1973.
- Funding is determined by student enrollment and services required.
- Florida Statute requires property owners to participate in school funding (property taxes).
- Lottery funding is only \$1.8 million of total district funds.



*An investment in knowledge always pays the best interest.*

-Benjamin Franklin

# 2016-17 Expenditures

## HOW IS THE MONEY SPENT?

### SALARIES & BENEFITS

Teachers, Classroom Support Staff, School Principals, Clerical, Custodial, Maintenance, District Support Staff

### PURCHASED SERVICES

Copier leases, occupational, physical, speech therapy services, property & casualty insurance, repairs and maintenance

### ENERGY SERVICES

Electricity, gasoline, diesel fuel

### MATERIALS & SUPPLIES

Textbooks, classroom supplies, food, tires, repair parts

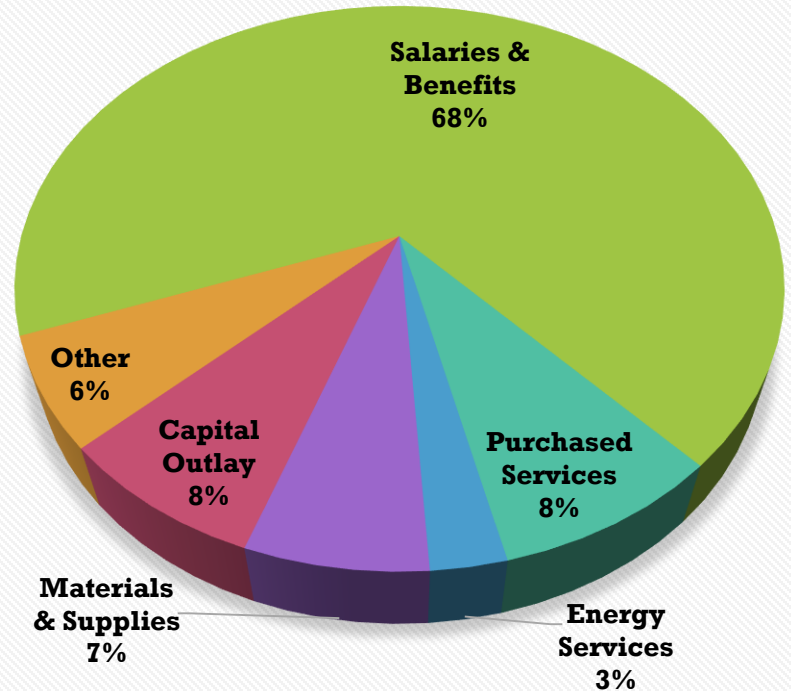
### CAPITAL OUTLAY

Computers, technology equipment, construction, remodeling or renovation projects

### OTHER

Classroom substitutes, debt payments

## All Funds & Uses



Average Cost to Educate a Child per year  
**\$7,176**



Cost of diesel fuel: \$1.55 per gallon;  
5.8 million miles traveled per year



Electrical costs are approximately  
\$8 million per year.

## Fund Structure

Florida School Districts utilize an accounting structure which segregates revenues and expenditures into specific funds. Each fund is designated for a specific purpose and has distinctive regulations, restrictions, or limitations. The following is a breakdown of the budget by fund.

### FUND

<i>General – Operating</i>	345,308,626
<i>General – Adult Ed Center</i>	8,304,104
<i>General – 1 Mill Referendum</i>	19,885,639
<i>Debt Service</i>	16,375,023
<i>Capital Projects</i>	48,721,397
<i>Special Revenue – Food Service</i>	38,623,001
<i>Special Revenue – Federal</i>	36,431,588
<i>Internal Service</i>	8,385,996
<b>TOTAL</b>	<b>522,035,374</b>

## Millage Rates



**TOTAL ASSESSED VALUES: 17,291,419,336**  
**TOTAL MILLAGE: 7.902**



**Impact of Millage Rates on  
Property Owners =**

**\$7.90 per \$1,000 of  
assessed value**



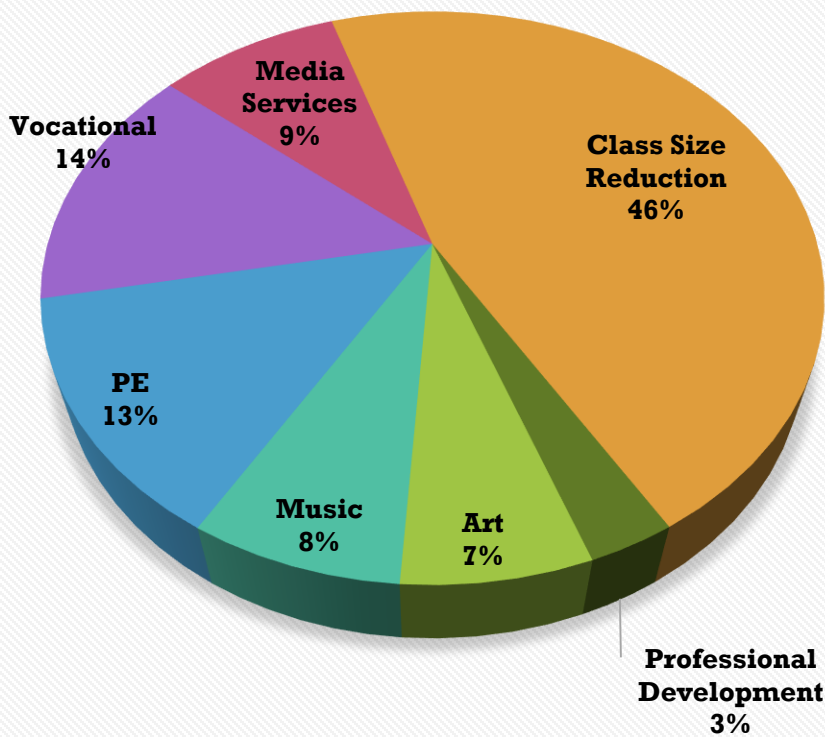
## ONE MILL AD VALOREM TAX REFERENDUM

On November 4, 2014, Marion County voters approved a one mill ad valorem tax to be used for operating expenses associated with reading, physical education, art, music, library/media, vocational programs, meeting class size requirements and retaining state certified teachers and paraprofessionals.

This millage took effect on July 1, 2015 and will end on June 30, 2019.

The estimated revenue to be generated from this millage is \$16.6 million per year.

### Use of Referendum Funds



Marion County Public Schools, Business Services  
 406 SE Alvarez Avenue, Ocala, FL 34471  
 Phone: 352.671.7706 • Fax: 352.671.7788  
 Email: [budget@marion.k12.fl.us](mailto:budget@marion.k12.fl.us)  
 Additional Budget & Financial Resources:  
[www.marionschools.net/budget](http://www.marionschools.net/budget)